

Outdoor

DesignGuide

2009/2010

**Super
Stylin'**

all your dreams
come true
in one paver

Heathstone™
the evolution of an
Australian favourite

Myth Busters
practical solutions
for your garden

creating**better**living



inside

Keep your garden growing...

PRIZE FACTOR
It's worth visiting www.boral.com.au/promotions to be alerted to competitions and special offers, and be the first to know about new outdoor living products.



1

on the cover

- 1. Myth Busters**
We bust some myths around landscaping for your home
- 9. Super Stylin'**
A new version of the much loved paver, Stylestone™
- 16. Evolution of Heathstone®**
The remarkable evolution of an Australian favourite



6



9

features

- 6. Q&A with Jamie Durie**
We quiz leading landscape designer Jamie Durie about emerging trends
- 8. The Proof is in the Paving**
Renovate and watch your investment grow
- 13. Worth a Second Look**
Revisiting the looks that you loved so much from last year
- 19. Food Delights**
A new homegrown recipe straight from the garden
- 20. Essential Terms for 2009/10**
You know what you're doing, so now know what you're saying

Front cover image: Boral Stylestone™ pavers in Dune (colour), Quarry (texture)



Have you ever wondered about the company behind Australia's favourite pavers and retaining wall products?

Boral is an Australian company that started in 1946 and has grown with its success to be the country's largest supplier of building and construction materials with leading positions in the USA and Asia.

To assist you in your renovation projects, Boral has a website that offers a host of ideas, professional tricks and clever web-based tools to use. Visit us on the web to request free brochures and find or contact our offices around the country. From planning to completion, Boral can help you achieve your dream outdoor space.

www.boral.com.au/odg



Myth Busters

Have you ever looked at your garden and thought, 'I'll do this one day'? This seemingly mammoth task is easier to achieve than you think. Boral looks at the myths around landscaping and practical solutions for your house.

Manhattan™ wall (available only in Victoria) and Promenade™ pavers in Charcoal



PREMIUM
 7m² Stoneworks™
 Travertine pavers – **\$695**
 2 lineal metres of Stoneworks™
 Travertine Bullnose pavers – **\$135**
TOTAL COST FOR PRODUCT
\$830

Myth 1:
It's just too expensive

JO FROM SYDNEY CLAIMS SHE ALWAYS THOUGHT LANDSCAPING WAS JUST TOO EXPENSIVE. SO WE SET OUT TO SEE WHAT WE COULD BUY AND INSTALL FOR \$900.



Promenade™ pavers and Arena® wall

ON A BUDGET
 10m² of Promenade™
 pavers – **\$550**
 Arena® Wall – **\$254**
 Arena® Corners – **\$62**
TOTAL COST FOR PRODUCT
\$866





Bradstone® Old Town Random in Grey Green

PAVE DOWN THE SIDE
 6m² of Bradstone® pavers = **\$540**
 Please note: prices may vary from state to state. Call 1300 134 002 for more information.



MAZE
 5m² of Aspenstone® pavers – **\$305**
 (Aspenstone® only available in 600 x 400 x 40mm size)



1



DIY DO IT YOURSELF

A very popular option for the budget conscious. Boral's website contains extensive instruction on how to install paving and retaining wall products. There is also a how to lay paving movie, narrated by Packed to the Rafters' actor Michael Caton.

www.boral.com.au/landscaping



You only have one chance to make a first impression! Make your home as warm and inviting as you are.

Achieve this look with Classicpave™ or Pavestone™

Myth 2: I don't know how to get started

THERE ARE THREE WAYS TO TRANSFORM YOUR OUTDOOR AREA DEPENDING ON YOUR ATTITUDE TO GETTING YOUR HANDS DIRTY, OH AND YOUR BUDGET.



2

DIFM DO IT FOR ME

Whilst this option costs more than doing it yourself, you can relax with the comfort that a professional is going to achieve the look you want.

3

DIT DO IT TOGETHER

See Boral's 'where to buy' details on the website for your nearest stockist who can give advice of your local installers. Alternatively you can call 1300 134 002 for more information.



Myth 3: Who cares, no one sees it anyway

'Driving home, I was always drawn to my neighbour's home. It always looked like a real home. Driving past I would then reach the front of my own house. The contrast could not have been more obvious. The cracked driveway, the mix of dead grass and the waist high weeds would have me quickly running for the front door.'

'The day we finally decided to fix up our driveway, pave part of our lawn and invest in gardening equipment, was the day I saw our house turn into a home. It was such a wonderful experience that we moved quickly on to landscaping the backyard. Our new pavers have given us so much additional living space that its been like adding on a room (or two!) to the house. The retaining walls double as extra seating space so we saved money on outdoor furniture as well', says David Ellul from New South Wales.





with Jamie Durie

JAMIE DURIE IS ONE OF AUSTRALIA'S LEADING LANDSCAPE DESIGNERS AND FAVOURITE TELEVISION PERSONALITIES. HE TALKS TO BORAL ABOUT SOME OF THE EMERGING TRENDS HE HAS SEEN IN HIS TRAVELS OVERSEAS.

Q What is your advice to people landscaping a small space?

Small gardens differ from vast, rambling spaces in which every element is seen – it's hard to hide that ugly pot that your grandmother gave you for Christmas last year! Every plant, pot, sculpture, table, chair has to earn its place within the space. Therefore, it's best to limit the number of ideas and avoid clutter. Create an impact on the walls – a sculpture, a vertical garden or a water feature – without losing floor space.

Q&A

Q What paving trends have you seen in your recent trip overseas?

Mixing turf and pavers together into stylised feature areas. You can create a modern parterre by cutting a pattern into the paving and running synthetic turf between them. I have seen this done with real or synthetic turf.



Mix turf and pavers together into stylised feature areas. This look won't break the budget - see for yourself on page 3.

Q How is the trend toward sustainability impacting outdoor areas?

Sustainable landscaping is extremely important now and all gardens should be drought tolerant and the majority of plants should be indigenous and native species.

Sustainable gardening should just be part of our natural evolution and what we do from this moment onwards. We won't achieve a sustainable future unless we embrace new values. Rather than the inevitably futile path of trying to dominate nature, we need to connect with it, we need to understand the limits of natural systems and live within those limits.

With severe water restrictions in place throughout many parts of the country last summer, we should all be thinking about what we can do to save water around the home.

The cool green lawn, once an icon of the great Australian dream home, has become something of a nightmare in today's climate of drought. Long out of step with the landscape that wraps around much of Australia, they've become a luxury that most simply cannot afford.



Patio products by Jamie Durie are exclusive to BIG W. For more details please call 1800 251 311 or visit www.patiobyjamiedurie.com.au



Q What trends in outdoor accessories are there?

Firepits and braziers are becoming more popular for outdoor fires. Also fires which burn ethanol are more eco-friendly and there are some amazing fireplace designs.

Candle lanterns of every type of design are still a very popular outdoor accessory. Outdoor wall art, statues and sculpture are becoming much more mainstream. The use of soft furnishings and upholstered furniture

outdoors is a very big trend. All the creature comforts that you usually find indoors are being taken outdoors, including floor rugs and floor lamps.

Because of water restrictions during the last few years we have definitely noticed a trend towards installing fewer and smaller water features in gardens. I've even designed tiny dry riverbeds that meander through the garden or even decking, that gives the feeling of water moving through the space even though there is no water to be seen.

A great environmentally friendly lighting solution for the garden is solar powered lighting. A solar powered light can be placed in the garden to softly highlight paths and different areas of the space and plants. They are easier on the planet and the hip pocket too.





The proof is in the Paving

THE AWARD-WINNING PROGRAMME SELLING HOUSES AUSTRALIA, TAKES A NO NONSENSE APPROACH IN EXPLORING THE CHALLENGES AND OPPORTUNITIES THE AUSTRALIAN PROPERTY MARKET CURRENTLY PRESENTS.

The second series of Selling Houses Australia featured Boral pavers in two episodes.

Most memorable was the makeover in Glen Iris, where for some, a beautiful house in the suburbs is a dream come true. But for others it's a nightmare, especially when the garden doesn't look as up to scratch as the rest of the neighbourhood.

The Selling Houses Australia team, led by property expert Andrew Winter and landscape designer Charlie Albone, rejuvenated a garden which always had size, but not much life.

Charlie used Bradstone® Old Town to pave under a newly built pergola. Andrew Winter says of the paver, 'He's (Charlie) using hard wearing concrete pavers which are excellent, cost effective alternatives to natural stone. The pavers' edges have been roughened up to give a really nice aged look.'



Watch out for **Selling Houses Australia 3** to hit your screens on **The LifeStyle Channel**.

In the meantime, for more fact sheets and information visit www.lifestylechannel.com.au/sellinghousesaustralia/series2



Bradstone® pavers in Gironde



SuperStylin'

BORAL HAS TAKEN YOUR WISH LIST AND PLACED IT INTO ONE PAVER – THE FABULOUS STYLESTONE™



MARK DELL,
CREATOR OF
THE ORIGINAL
STYLESTONE™ HAS USED
EXPERIENCES OF THE
PAST TO CREATE A NEW
VERSION OF THE MUCH
LOVED PAVER.

We have listened closely to our customers and created the ultimate paver:

- Large in size – 400x400x40mm
- Made in Boral's state of the art wet-cast manufacturing plant
- Every paver has a bullnose, eliminating the need to purchase a separate bullnose
- Stylestone™ colours created to match popular exterior roof, gutter and pipe fascias
- Refined textures available in Beach and Quarry ranges



NEW PENCIL-NOSED PAVER

Boral has now designed every paver with a pencil-nosed curve on the Stylestone™ edge eliminating the need for a separate paver for finishing.

PREVIOUS PAVERS

NEW PENCIL-NOSED PAVER



*Bring a few
small pillows &
blankets to create
a warm inviting
space to enjoy
the view.*

**Stylestone™
has truly
become the
ultimate
paver!**



Pencil-nose bullnose provides a contemporary look and an added functionality. There is no longer a need to buy a separate Stylestone™ bullnose.

State of the art wetcast manufacturing process means a better finish and a colour consistency throughout.

Choose from two textures: Quarry, a slate-like finish or Beach, a smooth surfaced paver.

Available in three solid colours: Dune, Sandbank and Sandstone. A dream for homeowners deciding on colour schemes.



Tip: Abode® is a large format paver. Perfect for enlarging the appearance of a small space.

For timber flooring queries visit www.boraltimberflooring.com.au

Well worth a second look

LAST YEAR'S OUTDOOR DESIGN GUIDE RECEIVED GREAT FEEDBACK. WE THOUGHT IT WAS WORTH REVISITING POPULAR LOOKS THAT RESONATED WITH READERS.

ABODE® LINEN Mark Dell, creator of the Abode® range, believes the Abode® Linen colour typifies the attitude of the range: 'Abode® is a style which embraces the art of clean lines'. The subtle colours in the Abode® range reflect the trend of combining interior and exterior colour palettes that encourage a seamless transition from the indoors to outdoors.



For a modern look, Stylestone's new design features a pencil-nose bullnose. Perfect for pool and pond surrounds



River Pebble pavers are 408x408x40mm

RIVER PEBBLE™

The intricate look of the River Pebble™ paver masks the simplicity of putting it together. It fits together just like a jigsaw puzzle! Finish the look with easy to use Geo-Fix™.

Tip

River Pebble™ does not have a fixed pattern. Make it fun by trying to fit the pieces together as you like.



HADRIAN WALL™

Karen and James Pike of Queensland recently used Hadrian Wall™. This is what Karen had to say: 'We love the curve, the modern look and the colouring of the bricks. The product was so easy to use and gave us a wall that we are really pleased with (and our children love walking along). Our friends think that we have laid each stone by hand! We look forward to enjoying our wall for many years to come.'



Hadrian Wall™ is sold in packs to make it easy for DIYers. Available in curved and straight packs. Build a wall up to 490mm high.



Geo-Fix™

Ready to use, air-cured permanent joint filler for pavers and retaining wall faces. No need to mix or dilute – simply scatter, sweep and leave.

For more information visit www.boral.com.au/geofix or www.boral.com.au/guidetolayingpavers

Paving Application

01 scatter



02 sweep



03 leave



Walling Application

01 apply



02 sweep



03 leave





The evolution of Heathstone®

HEATHSTONE®, A FAVOURITE AMONGST AUSTRALIAN HOMEOWNERS HAS SEEN A REMARKABLE EVOLUTION IN THE PAST YEAR.

Heathstone Grande®




Retaining wall: Heathstone Grande® in Charcoal with matching cap.

Many would be familiar with Heathstone®, which was released in 1998. This small faced dry stack retaining wall system found a perfect home in the Aussie garden.

With its success, big brother Heathstone Grande® made its first appearance a few years later. Outgrowing the popularity of small faced retaining wall systems, Heathstone Grande® marked the start of a trend toward large faced blocks. Over the years, the Heathstone Grande® dry stack retaining wall system has taken DIYers by storm.

Naturally, the extension of Heathstone's colour range took shape. With beachy and golden tones, Heathstone® has now ventured into the warmer colours with the new Charcoal shade.



our colour inspirations

Style Tips

1. Why not match the Heathstone Grande® in Charcoal with light coloured pavers from Boral such as Promenade™ (400x400x40mm) or Precinct®. (Random patterned pavers only available in selected states. Call 1300 134 002 for more information.)

2. The charcoal retaining wall is set nicely against the delicate metal accessories. Use simple brushed steel planter buckets or marine style outdoor lanterns to add that extra designer finish. Just remember to water potted plants well and often!





Regal captures the timeless quality of sandstone. So if you're after a long lasting look, try Heathstone Regal®.

PAVING
Stoneworks™ Sandstone pavers in Cream, 400x400x40mm.



Food Delights

Heathstone Grande® and Aspenstone® 600x400x40mm pavers



BORAL CUSTOMER AND COOKING WHIZZ SHARON FOUND THAT THE FRESHEST AND BEST INGREDIENTS FOR HER ROCKET SALAD ARE THE ONES SHE GROWS IN HER HEATHSTONE GRANDE® VEGGIE GARDEN.

Sharon's new recipe for Rocket, Baby Spinach & Prosciutto Salad can be found by visiting www.boral.com.au/odg



'Raised beds make vegetable growing a lot easier and the quality and quantity is better than we have ever had before' testifies Sharon.

She found there were three main advantages to raised beds:

1. Water tends to run off garden beds when they don't have borders. Raised vegetable beds allow much more water to soak into the actual bed and then drain through when not needed.

2. The soil in raised beds warms up faster than soil at ground level, which encourages seed germination and seedling growth.

3. The above ground working area makes it much easier to work the soil and much simpler to weed as there is access from all sides. There is also less compaction of the soil when you are not constantly treading on it.

'Our veggie patch garden follows the classic raised bed layout patch. It's been a wonderful investment for our family.'




Unveiling Heathstone Regal

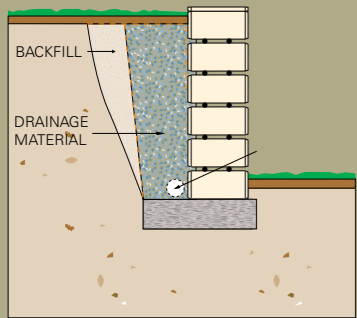
A true blue blood, Heathstone Regal® joins the Heathstone® family and is a large faced retaining wall block. Larger than Heathstone Grande®, Heathstone Regal® can be built up to 1,000mm high. Its exquisite finish and impressive size ensure a perpetual reign for this new retaining wall system. Heathstone Regal® is available in a size of 440mm x 220mm face. Matching caps are available.

Essential Terms

FOR 2009/10



BULLNOSE



BACKFILL AND DRAINAGE MATERIAL



JOINTING SAND



SCREEDING

EVER THOUGHT A BEVEL WAS SOME TYPE OF ANIMAL? BORAL HAS COME UP WITH A LIST OF COMMONLY USED TERMS AND THEIR MEANING TO HELP YOU ON YOUR WAY.

Backfill Earth behind the drainage layer that is behind a retaining wall.

Bevelled Edge The edges of the face of some pavers are sloped, providing a softer decorative effect.

Bullnose Rounded edge of a paver, used for pool edges or stair treads.

Drainage material Gravel, placed behind a retaining wall to allow water to drain down.

Edge restraints In pavements, whatever is used to hold the perimeter pavers in place.

Efflorescence White powdery substance that occurs naturally on cement based products.

Loading Mass or force (e.g. car, house, pool) impacting on the ground retained.

Nibs In pavers, a ridge to space pavers apart (for jointing sand). Also, a locator in the assembly of some retaining wall units.


Screeing Spreading sand with a board so that it is flat, prior to paving.

Wastage A percentage added to order quantities to allow for breakages and mistakes.

Pavers

	1 Promenade™	2 Abode®	3 Stylestone™	4 Aspenstone®	5 Bradstone®	6 Bradstone Cobbles®	7 Stoneworks™	8 River Pebble™	9 Stoneworks Travertine™
Pedestrian (paths, patios, courtyards)									
Domestic driveways									
Pools									
Bullnose (for steps and pool surrounds)									

a. Promenade™ 300x300x50mm and 60mm thick pavers only.
 b. Promenade™ can be used on pool surrounds in NSW and SA only.
 c. River Pebble can be used on pool surrounds in SA only



FastFind

Retaining Walls

	1 Edgestone®	2 Hadrian Wall®	3 Arena® (Litewall® in SA)	4 Heathstone Grande®	5 Heathstone Regal®	7 Keystone®	8 Pymont®
Maximum wall height (mm)*	375	490	600 ^d	972	1,000	1,125	1,200
Flat face profile							
Angled face profile							
Caps for steps							
Block face size	sml	sml	sml	lge	lge	lge	med


Note:
 * Maximum wall heights in good soils (gravels, sandy gravels, crushed sandstone).
 ** For higher walls please contact Boral for information on building Keystone® or Pymont® retaining walls with soil reinforcement or Connex®. The Boral online 'Paving and Retaining Wall Product Selector' can also help with the correct product choice. Visit the Boral online 'Product Selector' at www.boral.com.au/selectawall or www.boral.com.au/selectapaver

d. Arena maximum wall height in VIC 685mm

Not all products are available in each state.

Please visit www.boral.com.au/landscaping for more information.





Your next step >>



Boral info

To locate your nearest Boral stockist, to receive brochures or to learn more about our products, call **1300 134 002**



Boral web

Visit our website to see the full range of Boral products and landscaping tools. **www.boral.com.au/landscaping** or **www.boral.com.au/odg**



Boral stockists

Your local Boral stockist carries a full range of our brochures and offers expert, helpful advice. For your nearest Boral stockist, call **1300 134 002**

Calls charged at local rates. Not available to callers from mobile or pay phones. Shade variations can occur from batch to batch. Colours shown are indicative only and should not be used for final selection. Not all colours and product ranges are available in every region for each product. See your retailer for colours available in your region. Products ordered should be chosen from actual examples current at time of order. Photographs in this brochure are only representative of Boral products and the appearance and effect that might be achieved by their use. © Copyright Boral Masonry Limited – all rights reserved 2009. Stylestone™, Stoneworks™, Abode®, Aspenstone®, Promenade™, Handipave™, Classicpave™, Heathstone®, Heathstone Grande®, Pymont®, Bradstone®, Country Manor®, Edgestone®, Connex®, River Pebble™, Arena®, Hadrian Wall® and Geo-Fix® are each a registered trademark of Boral Masonry Limited. Keystone®, Gardenwall® are registered trademarks of Keystone Retaining Wall Systems, Inc, used under licence by Boral Masonry Limited. Boral Masonry Limited ABN 13 000 223 718.